


LET'S GET READY FOR First Grade



Activity Packet
Evangel Christian School
Summer 2018



FIRST GRADE

Supplies and Material Needed for September

The following supplies will be needed for the start of the school year. This list was prepared to enable you to plan ahead and take advantage of summer sales.

1. Two (2) hard covered notebooks (stitched down the center) different colors
2. One (1) Elmer's white glue
3. Eight (8) glue sticks
4. Scissors (blunt – fishers brand recommended)
5. Six (6) vinyl folders with pockets – solid colors: yellow, red, blue, green
6. Two (2) boxes with at least 24 crayons in each box to be used throughout the year
7. Three (3) 12-count boxes of No. 2 pencils - to be kept in the classroom. **(No pencil sharpeners)**
(Please sharpen pencils)
8. One (1) eraser
9. One (1) box of zip lock bags: **GIRLS** large gallon size and **BOYS** sandwich size
10. One (1) package of Baby Wipes (unscented)
11. One (1) bottle of hand sanitizer
12. One (1) box of tissues (large) and One (1) roll of paper towel
13. Large pencil case with zipper - no boxes
14. One (1) pack of 8 1/2 x 11 Construction paper
15. One (1) pack of Disinfecting Wipes
16. Two (2) highlighters



These supplies will be kept in school at all times, therefore it is highly recommended that you keep a separate set of supplies at home such as pencils, crayons, glue and scissors for homework assignments

PLEASE BRING ALL OF THE ABOVE ITEMS TO SCHOOL ON THE FIRST DAY

ALL SUPPLIES AND MATERIALS SHOULD BE Labeled WITH CHILD'S NAME. PLEASE HAVE NAMES IN ALL SWEATERS, JACKETS, HATS, BOOTS, GLOVES, ETC. *Periodically, throughout the year, your child may need to update his/her supplies. The teacher will let you know.



******* PARENTS: PLEASE NOTE *******

Evangel Christian School is committed to Christian principles and values. This task is made more difficult by the media. Most of the TV, advertising, videos, movies and music have a negative impact on our children. To maintain a positive standard, we must ask that all parents cooperate with us by NOT SENDING TO SCHOOL -- supplies (such as book bags, lunch boxes, knapsacks, folders, pencils, erasers. etc.) which have pictures or designs depicting violent characters, scenes or symbols of movie, video or cartoon characters that emphasize anti-social behavior and non-Christian principles; for example, **Power Rangers, X-Men, Batman, Goosebumps, Harry Potter, WWF, Zodiac symbols, Pokémon and similar characters, and secular entertainers.**



REQUIRED SUMMER READING PROGRAM

FOR STUDENTS ENTERING GRADES 1-8

From the Principal's Desk

In today's world many children are not read to and do not read regularly. Leisure time is spent watching TV and/or playing video games when time could be spent with the written language. This results in a lack of knowledge in areas of vocabulary, reading comprehension, critical thinking skills as well as putting language ideas on paper. New state guidelines tested by the new English Language Arts tests require that students read more books and respond in writing to what they read.

Reading and writing skills continue to be emphasized at Evangel because these skills are necessary for children to be successful students. However, support is needed from you as parents. Research has shown that reading outside of school can maintain, and in most cases, increase levels of reading growth reached in the classroom. Summer fall-off in students' skills can be stopped if a child continues to read on a daily basis.

Therefore, we are requiring reading during the summer from students entering Grades 1 through 8. Minimum requirements for grade levels are listed below. Required book reports should be turned in the 1st or 2nd day of school. However, students are encouraged to read more than the requirement.

Required reading must be selected from ECS Book Lists. Book Lists for all grades are included with this letter to assist parents in finding books their child can read independently. Summer Reading information and book list can also be found on our school web site www.evangelchristianschool.org. You may select books from the grade level above or below your child's grade if desire. Take your child to the library in your area and assist in the selection of books. You will find it time well spent. **Students are also allowed to read books which are for their age purchased from Christian bookstores or from Christian book catalogs. You can tell the level from information usually given in the catalog or on the back of the book. Scholastic book wizard app can be downloaded to iphone or android phone or tablet. Book wizard app can assist to identify reading level.**

Book reports should include the following:

A cover sheet with:

- i. Name of student and class
- ii. Title of book and author
- iii. Fill out the appropriate worksheet (attached) and do the suggested activities.

We are also recommending that parents read regularly to their children entering Pre-K, Kindergarten and First Grade. Picture books can be read or parents can select books from the 2nd and 3rd grade list.

Summer Reading Requirements

Entering 1st Grade:

Required to read and to be read to, with parent support complete 4 books forms

Entering 2nd Grade:

Required to read one chapter book or two easier books (one fiction, one non-fiction)

Entering Third Grade through Eighth Grades:



Summer Reading Tips for Parents



- Read to your child. Try to establish a daily routine that includes a time to read together. Bedtime is a traditional favorite, but any time will work that is convenient for you and your family.
- Be a good role model. Let your child see you reading for pleasure as well as for information. Let her/him know that you value reading.
- Give your child the opportunity to read aloud to you, a friend, another family member or another child. Make the experience a chance for your child to share his new reading skills. Have him/her read the book silently before asking him/her to read it aloud. Correct mistakes only when the mistake changes the meaning of the sentence and then supply the word without making him feel bad for having made a mistake.
- Include your child in your day-to-day reading experiences. Share recipes, the newspaper, magazines, the TV Guide, cereal boxes, menus, road signs, etc. Our world is full of things to read if we are aware of our surroundings.
- Talk to your child about the books she is reading. Tell her about books you enjoyed when you were a child and ones that you are reading now.
- Help him/her to select books on topics he/she is interested in and on his/her reading level. A simple rule of thumb for helping your child select books at his/her reading level is to have them choose a page in the book (not the first one) and read it. If he doesn't know five or more of the words, then the book is too hard for pleasure reading.
- If you are planning a vacation this summer, write to the visitors' bureau of places you will be visiting and ask for information on the area and any special attractions, check out books from the library to get background information, or get brochures from your travel agent, share this information with your child; ask for his/her input on what activities he/she would enjoy. Hang a map of the places you will be visiting and/or traveling through on the wall and chart your travel route. These techniques will work after travel too.
- Carry a bag with books and activities to keep your child occupied whenever you have to wait.
- Get your child his/her own library card. Take or allow him/her to go to the library often browse for books and enjoy special activities.
- Help him/her new words. Make a goal of one new word a day. Discuss words they come across and don't know. This will help him/her to explain their vocabulary.

Recommended Reading for Fountas and Pinnell Guided Reading
Compiled by RCS Media Specialists

KINDERGARTEN - FIRST GRADE

LEVEL C

Title	AUTHOR
Animals in Winter	Jane Snyder
Boats, Boats, Boats	Susan Ring
Bugs!	Pat McKissack
Families series)	Lola Schaefer
Firefighters	Alison Behnke
The Fox	Janice Boland
Human Needs series)	Robin Nelson
Read, Read, to Learn Science series)	Kimberlee Graves
Over and Under (and others of the Location series)	Sheila Rivera
Police Officers	Shannon Knudsen
School Bus *	Donald Crews

* Highly Recommended

LEVEL D

Title	AUTHOR
Apple Trees (and others of the Plants-Life Cycles series)	Gail Saunders-Smith
Ballerina Girl	Kirsten Hall
Bears, Bears Everywhere	Rita Milios
Big Pig, Little Pig	David McPhail
Buttercup the Clumsy Cow	Julia Moffatt
Car Wash Kid	Cathy Goldbert Fishman
Cat Traps	Molly Coxe
City Mouse and Country Mouse	Rozanne Lanczak Williams
From Bud to Blossom	Gail Saunders-Smith
Goodnight Little Kitten	Nancy Christensen
Leo's Tree	Debora Pearson
Let's Be Friends	Michael K. Smith
The Little Red Hen *	Lucinda McQueen
Monsters!	Diane Namm
Old MacDonald Had a Farm	Carol Jones
Rick is Sick	David McPhail
Shoes *	Elizabeth Winthrop
Sleep-Over Mouse	Mary Packard
Sleepy Dog *	Harriet Ziefert
Spiders, Spiders Everywhere! (and others of the Learn to Read, Read to Learn Math Series)	Rozanne Lanczak Williams
The Tooth Fairy *	Kirsten Hall

* Highly Recommended

Recommended Reading for Fountas and Pinnell Guided Reading
Compiled by RCS Media Specialists

LEVEL E

Title	AUTHOR
Baseball Fun	Diana Geddes
Boots and Shoes	Ann Cooper
Five Little Monkey's Jumping on the Bed	Eileen Christelow
Go Dog Go	P.D. Eastman
Hot Rod Harry	Kathryn Petrie
Inside, Outside, Upside Down	Stan and Jan Berenstain
It Looked Like Spilt Milk	Charles Shaw
Sweet Potato Pie	Kathleen D. Lindsey
The School	John Burningham
Wake Up, Sun!	David Harrison
Where's Spot	Eric Hill

LEVEL F

Title	AUTHOR
A Bug, A Bear, and a Boy	David McPhail
Across the Stream	Mirra Ginsburg
Biscuit (series)	Alyssa S. Capucilli
Cat Goes Fiddle-i-fee	Harriet Ziefert
Cookie's Week	Cindy Ward
Itchy, Itchy Chicken Pox	Grace MacCarone
Mama Cat Has Three Kittens	Fleming
Pizza Party!	Grace MacCarone
Planting a Rainbow	Lois Ehlert
Who Will Be My Friends	Syd Hoff

LEVEL G

Title	AUTHOR
Boris Bad Enough	Robert Kraus
Buzz Said the Bee	Wendy Lewison
I Like Me	Nancy Carlson
I'm a Caterpillar	Jean Marzollo
Look Whooo's Counting?	Suse MacDonald
Mine's the Best	Crosby Bonsall
P.J. Funnybunny Camps Out	Marilyn Sadler
Rabbit's Party	Stuart J. Murphy
Sheep on a Ship	Nancy E. Shaw
Spot's First Walk	Eric Hill
The Carrot Seed	Ruth Krauss
The Day I Had to Play With My Sister	Crosby Bonsall
The Great Race	David McPhail

Recommended Reading for Fountas and Pinnell Guided Reading
Compiled by RCS Media Specialists

LEVEL H

Title	AUTHOR
Brave Norman (Series)	Andrew Clements
Captain Cat	Syd Hoff
Danny and the Dinosaur Go To Camp	Syd Hoff
Duck on a Bike	David Shannon
Goodnight, Moon	Margaret Wise Brown
Hey, Pancakes!	Tamson Weston
Just Me and My Dad	Mercer Mayer
Little Bear (Series)	Diane Namm
Mama, Do You Love Me?	Barbara Joose
My Crayons Talk	Patricia Hubbard
Sammy the Seal	Syd Hoff
Waiting For Wings	Lois Ehlert
We Are Best Friends	Aliki
Wemberly Worried	Kevin Henkes
Whose Mouse Are You?	Robert Kraus

LEVEL I

Title	AUTHOR
Andrew's Loose Tooth	Robert Munsh
Are You My Mother?	Syd Hoff
Big Dog, Little Dog	P.D. Eastman
Bike Lesson	Stan Berenstain
Charlie Needs a Cloak	Tomie De Paola
Dot the Fire Dog	Lisa Desimini
Father Bear Comes Home	Else Holmelund Minarik
Goodnight, Owl	Pat Hutchins
Grizzwold	Syd Hoff
Hattie and the Fox	Mem Fox
Henny Penny	Paul Galdone
I Took My Frog to the Library	Eric A. Kimmel
Knuffle Bunny	Mo Williams
Leo the Late Bloomer	Robert Kraus
Mrs. Brice's Mice	Syd Hoff
The Napping House	Audrey Wood
The Very Busy Spider	Eric Carle

**Recommended Reading for Fountas and Pinnell Guided Reading
Compiled by RCS Media Specialists**

LEVEL J

Title	AUTHOR
Fox and His Friends	Edward Marshall
Henry and Mudge: The First Book of Their Adventures (and others of the Henry and Mudge series) *	Cynthia Rylant
Mouse Soup	Arnold Lobel
Mr. Putter & Tabby Bake the Cake (and others of the Mr. Putter & Tabby series)	Cynthia Rylant
Seasons of the Year	Margaret Hall
Someone Used My Toothbrush: and other Bathroom Poems	Carol Diggory Shields
Stone Soup	Ann McGovern
The Doorbell Rang	Pat Hutchins
The Magic Fish	Freya Littledale
Young Cam Jansen and the Baseball Mystery (and others of the Young Cam Jansen series) *	David Adler

* Highly Recommended



“JUST RIGHT” BOOK CHECKLIST

1. Read the “blurb” on the back cover or inside jacket.
Ask yourself:
 - Can I understand it?
 - Does it sound interesting?

2. Take a “walk through the pages”.
 - Does the print seem too big, too small, or just right for me?

3. Take the “5-finger test”:
Read the first 5 pages of the book.
The number of words that you are unable to understand or read easily will tell you if the book is right for you or not.
 - 0 words = too easy
 - 1-5 words = just right
 - 6 or more words = too challenging


4. After reading the first 5 pages, ask yourself:
 - Did I understand what I just read?
 - Could I retell it to someone else?
 - Do I think it will keep my interest?



High Frequency Sight Words

Grade 1

after	flight	maybe	school	window
again	fire	money	should	won't
airplane	first	morning	sister	would
along	five	must	sleep	you
animal	found	name	sound	your
another	friend	new	stopped	zoo
any	girl	next	story	
ate	going	night	street	
baby	good-bye	not	surprise	
balloon	grass	note	their	
before	guess	nothing	there	
began	happy	of	these	
behind	hear	off	thing	
better	hello	open	think	
block	her	other	those	
bring	horse	our	three	
brown	how	own	tomorrow	
build	hurry	party	town	
can't	I'll	penny	under	
catch	it's	picnic	upon	
children	just	picture	use	
color	kitten	please	very	
could	knew	pocket	water	
didn't	knot	rain	were	
does	laugh	read	when	
don't	letter	ready	where	
eat	light	right	white	



I Heard a Good Story

Name _____

Date _____

Title _____

Author _____

_____ read the story to me.

It was about _____



A Funny Story

Name _____ Date _____

Title _____ Author _____

This story was funny when _____



Book Report



Your book can be fiction or non-fiction book.

Author:(Who wrote the book): _____

Title: (The name of the book): _____

Illustrator:(Who drew the pictures) _____

Did you like the story?

___ Yes, very much ___ Yes, it was OK ___ No, not really ___ No, not at all

Draw a picture about the story:

Student Name: _____

Teachers Name: _____


Name: _____

Summer Book Report

Title of Book:

Author of Book:

Draw a picture and write a sentence that describes your favorite part of the book.



Websites

Use these websites to practice the skills necessary for success in 1st Grade.

General Sites:

www.funbrain.com

www.kidport.com

www.softschools.com

Math Sites:

www.sadlier-oxford.com

www.aaamath.com

www.aplusmath.com

www.coolmath4kids.com

www.moneyinstructor.com

Reading Sites:

www.starfall.com (read books, answer comprehension questions)

www.theschoolbell.com

www.rhlschool.com/reading.htm (gives comprehension passages)

www.readinga-z.com (30 free downloadable leveled readers, should read on level E or above; if not, start at a lower level and work up to level E or above)

Excellent websites for fun learning and reinforcement of math skills:

www.harcourthschool.com Click the red box, select math, select HSPMath, select Michigan, click on the "K" ball or "1" ball for a challenge. Select a game. Identify 11-30, Count Along to 100, and E-Lab Number Patterns are very good.

www.aplusmath.com go under "Flashcards" or "Game Room" on the left side of the screen. They can practice adding and subtracting.

www.mathisfun.com Select Numbers then scroll down the page and select "Ordering Numbers" or "Counting" or "Skip Counting" Back at home screen select games and pick a game to play.

www.eduplace.com Select your state – "Michigan" press submit. Select the student tab then click on the "mathematics" rectangle. Click in the center book "Houghton Mifflin Math 2007". Click on "Grade K". Select any games. Extra Help is very good, also math lingo.

www.illuminations.nctm.org Select activities then select grade level. Click on Search.

www.internet4classrooms.com Click on first picture "Grade Level Help for Kindergarten thru 8th grade" Then click on "Kindergarten Skill Builders" in center, then click on "Interactive Mathematics Skill Builders" it's the second picture. Select any game.

www.aaamath.com At the top pick "Kindergarten" or "First Grade" for a challenge. Choose any of the activities then select "play" option.

www.funbrain.com Lots of fun games to choose from.

Other games and activities you can play:

- Have them write their numbers in sidewalk chalk.
- Number Dot to Dot books.
- Write the numbers 1 – 50 or to 100 on index cards or pieces of paper. One number on each card.
- You can play war. Divide cards up evening among all players. Cards are face down. Each player turns over their top card. Highest number takes all the cards. Keep playing until you are through all cards. Person with the most cards wins.
- Have all cards face down. Select 3 cards and put them in order from least to greatest or you can do largest to smallest.
- Pick an object. Have them find another object that is lighter, heavier, smaller, taller or longer
- Use colorful cereal or buttons. You start a pattern and have them finish it. For example you pick a red piece of cereal then yellow, green, red, yellow and have them select the next color. You can use anything in the kitchen to sort by color or shapes. Use different cereal or cracker shapes. You start a pattern and have them select the next couple pieces.
- When receiving change at a store. Hand your child a coin and ask them it's name and value. OR Hide a few different coins around the room. Have them go find the quarters. Or find coin that is worth 10 cents.
- Take a deck of cards and remove the face cards (kings, queens, jacks). All aces are one. Divide the cards evenly among 2 or 3 players. Each player will turn over 2 cards. Using those 2 cards each player needs to make the smallest number and then read the number made. For example you have a 5 and 2 card. You can make the number 25, and they have to say the number. Player with the smallest number takes all the cards. Player with the most cards wins. You can play a largest number version game also.

Read 10 or more
and receive
\$10.00 for Cafe.

Books I've Read

This summer
2018

Title	Author	Genre	Date Completed
1			
2.			
3.			
4.			
5.			
6.			
7			
8			
9.			
10			
11			
12.			

Follow the instructions. Name: _____

Color the second scoop
blue.

Color the first scoop
green.

Color the fourth scoop
red.

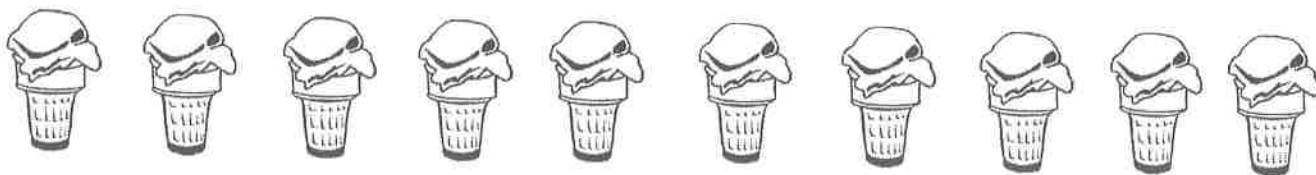
Color the third scoop
yellow.

Add a brown fifth
scoop.



Color the cones:

The first, fourth and seventh are red.
The second, tenth and ninth are green.
The third, fifth, sixth and eighth one brown.



Name: _____

Tasha and Kaitlyn love watermelon! Their mom just brought one home from the store and cut it up for them to share. Tasha ate 4 pieces and Kaitlyn ate 5 pieces.

Hint: If it helps, draw the pieces of watermelon in the space below.

Write the math equation: _____

How many pieces did the girls eat? _____



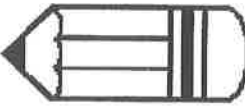
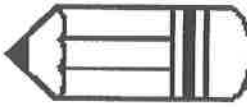








SHOW YOUR WORK:



Name: _____

TIME FOR SCHOOL!

Write the number sentences. Solve the problems.

<p>4  sat at their desks.</p> <p>3  sat at their desks.</p> <p>_____ + _____ = _____</p>	<p>6 </p> <p>Add 2 </p> <p>How many pencils?</p> <p>_____ + _____ = _____</p>
<p>2  for the teacher.</p> <p>3  for the children.</p> <p>_____ + _____ = _____</p>	<p>3 </p> <p>Add 7 </p> <p>How many rulers?</p> <p>_____ + _____ = _____</p>
<p>5  at lunch.</p> <p>4  were eaten.</p> <p>_____ - _____ = _____</p>	<p>9  on the desk.</p> <p>6  put on homework.</p> <p>How many gold stars are left?</p> <p>_____ - _____ = _____</p>

1. What part of the day do you go to bed?

- A. Morning
- B. Afternoon
- C. Evening

2. Which tool would you use for telling time?

- A. Ruler
- B. Scale
- C. Clock

3. What does a clock show you?

- A. What day it is such as Monday or Wednesday
- B. What month it is such as January or May
- C. What time it is such as 9:30 or 3:00

4. Who is taller: a kindergartener or a teacher?

- A. Kindergartener
- B. Teacher

5. Fill in the blanks

11, 12, _____, 14, 15, _____, 17, _____

6. 1 dime is equal to:

- A. 1 cent
- B. 5 cents
- C. 10 cents

7. Circle the item that is heavier

A. Kleenex Box

B. Telephone Book

8. Circle the item that is lighter

A. Paper Clip

B. Can of Soup

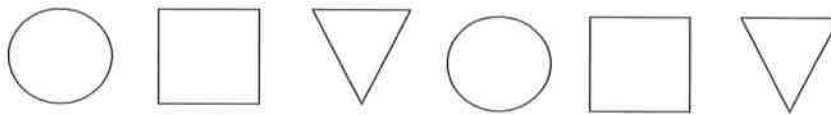
9. What is the shape of a penny or dime?

A. A circle


B. A square

C. An oval

10. Which shape comes next in this pattern?



A.  Triangle

B.  Square

C.  Circle

11. Mrs. DeCarlo buys 7 lollipops and drops 2. How many does she have left? Cross out the ones dropped.

_____ lollipops left



12. Circle the larger number of the two.

9 7

11 8

60 59

19 31

17 21

13 11

41 39

35 45

28 31

44 30

20 19

14 24

13. Write these numbers from smallest to largest: 13, 16, 23, 7.

A. 13, 23, 16, 7

B. 16, 13, 23, 7

C. 7, 13, 21, 23

14. Color in the **Last 5 Pictures**:



15. Color in the **First 7 Pictures**:




16. Color in the **Middle 5 Pictures**:



17. Find the sum.

$$\begin{array}{c} 3 \\ \text{Rabbit 1} \quad \text{Rabbit 2} \\ \text{Rabbit 3} \end{array} + \begin{array}{c} 3 \\ \text{Rabbit 4} \quad \text{Rabbit 5} \\ \text{Rabbit 6} \end{array} = \square$$

18. Find the sum.



19. Draw the hands on the clock.

9:00



20. Draw the hands on the clock.

4:00



21. Fill in the missing numbers:

1		3		5	6			9	10
11		13	14		16		18	19	
	22		24	25		27			30
31			34	35		37		39	
	42	43		45	46		48		50
51	52		54		56			59	
	62	63	64		66	67	68		70
		73		75		77	78		80
81	82		84	85	86	87		89	
	92		94		96		98	99	

22. Look at the chart you completed in number 21. Now count by 5's and color those numbers orange.

23. If today is Sunday what day is yesterday? Circle one

Saturday Monday Tuesday

24. Draw a line from the number to the number word.

1	seven
2	three
3	one
4	nine
5	two
6	ten
7	eight
8	six
9	five
10	four

Websites

Use these websites to practice the skills necessary for success in 1st Grade.

General Sites:

www.funbrain.com

www.kidport.com

www.softschools.com

Math Sites:

www.sadlier-oxford.com

www.aaamath.com

www.aplusmath.com

www.coolmath4kids.com

www.moneyinstructor.com

Reading Sites:

www.starfall.com (read books, answer comprehension questions)

www.theschoolbell.com

www.rhlschool.com/reading.htm (gives comprehension passages)

www.readinga-z.com (30 free downloadable leveled readers, should read on level E or above; if not, start at a lower level and work up to level E or above)

Excellent websites for fun learning and reinforcement of math skills:

www.harcourtshcool.com Click the red box, select math, select HSPMath, select Michigan, click on the “K” ball or “1” ball for a challenge. Select a game. Identify 11-30, Count Along to 100, and E-Lab Number Patterns are very good.

www.aplusmath.com go under “Flashcards” or ”Game Room” on the left side of the screen. They can practice adding and subtracting.

www.mathisfun.com Select Numbers then scroll down the page and select “Ordering Numbers” or “Counting” or “Skip Counting” Back at home screen select games and pick a game to play.

www.eduplace.com Select your state – “Michigan” press submit. Select the student tab then click on the “mathematics” rectangle. Click in the center book “Houghton Mifflin Math 2007”. Click on “Grade K”. Select any games. Extra Help is very good, also math lingo.

www.illuminations.nctm.org Select activities then select grade level. Click on Search.

www.internet4classrooms.com Click on first picture “Grade Level Help for Kindergarten thru 8th grade” Then click on “Kindergarten Skill Builders” in center, then click on “Interactive Mathematics Skill Builders” it’s the second picture. Select any game.

www.aaamath.com At the top pick “Kindergarten” or “First Grade” for a challenge. Choose any of the activities then select “play” option.

www.funbrain.com Lots of fun games to choose from.

Other games and activities you can play:

- Have them write their numbers in sidewalk chalk.
- Number Dot to Dot books.
- Write the numbers 1 – 50 or to 100 on index cards or pieces of paper. One number on each card.
- You can play war. Divide cards up evening among all players. Cards are face down. Each player turns over their top card. Highest number takes all the cards. Keep playing until you are through all cards. Person with the most cards wins.
- Have all cards face down. Select 3 cards and put them in order from least to greatest or you can do largest to smallest.
- Pick an object. Have them find another object that is lighter, heavier, smaller, taller or longer
- Use colorful cereal or buttons. You start a pattern and have them finish it. For example you pick a red piece of cereal then yellow, green, red, yellow and have them select the next color. You can use anything in the kitchen to sort by color or shapes. Use different cereal or cracker shapes. You start a pattern and have them select the next couple pieces.
- When receiving change at a store. Hand your child a coin and ask them it’s name and value. OR Hide a few different coins around the room. Have them go find the quarters. Or find coin that is worth 10 cents.
- Take a deck of cards and remove the face cards (kings, queens, jacks). All aces are one. Divide the cards evenly among 2 or 3 players. Each player will turn over 2 cards. Using those 2 cards each player needs to make the smallest number and then read the number made. For example you have a 5 and 2 card. You can make the number 25, and they have to say the number. Player with the smallest number takes all the cards. Player with the most cards wins. You can play a largest number version game also.



Evangel Christian School

39-21 Crescent Street, Long Island City, New York 11101

From the Dean's Desk

Welcome back to all students and congratulations to new students and their families for choosing Evangel Christian School. I pray you had a wonderful summer break and enjoyed special time with friends and family.

We are excited to start a new academic year full of possibilities. In order to begin a productive year we ask students to be in proper school uniform. School uniforms help students worry less about what they look like and focus more on academics. In order to make this process an easy one, Evangel is continuing to partner with Land's End to provide students with quality uniforms. Students must purchase their uniforms exclusively from Land's End. This includes polos, skirts, pants, hoodies, and gym uniforms.

As part of our uniform policy, and for security reasons, students must display their ID's on a lanyard provided by the school. They must wear **solid** black shoes or sneakers. This means no white soles, checks or stripes. On gym days they may wear any color sneaker they like. Students who choose to violate the uniform policy will receive an automatic detention to be served the same day.

Please purchase uniforms as early as you can to ensure your child will be ready for school this coming year. Please keep in mind that some orders may take several weeks for delivery. Pre-K-3 through kindergarten are not required to wear uniform, however, you should purchase a gym uniform for class trips.

To purchase your uniforms please go to www.landsend.com. Click on "school" then click on "find my school" and insert the **appropriate** school number from below.

- ❖ Preferred school number for elementary: **900140757**
- ❖ Preferred school number for middle school: **900168865**
- ❖ Preferred school number for high school: **900168873**

We look forward to having a great year! Thank you in advance for supporting our school uniform policies. If you have any questions, please feel free to call us at (718) 937-9600 extension 1301 or 1302.

Janet Cardi
Dean of Students

Mich Matos
Associate Dean

Preparing Our Students To Impact Their World For Christ

Phone (718) 937-9600 Fax (718) 937-1613 Web www.evangelchristianschool.org

CHILD & ADOLESCENT HEALTH EXAMINATION FORM
NYC DEPARTMENT OF HEALTH & MENTAL HYGIENE — DEPARTMENT OF EDUCATION

Please Print Clearly

NYC ID (OSIS)

TO BE COMPLETED BY THE PARENT OR GUARDIAN

Child's Last Name _____ First Name _____ Middle Name _____ Sex Female Male Date of Birth (Month/Day/Year) ____/____/____

Child's Address _____ Hispanic/Latino? Yes No Race (Check ALL that apply) American Indian Asian Black White Native Hawaiian/Pacific Islander Other _____

City/Borough _____ State _____ Zip Code _____ School/Center/Camp Name _____ District Number _____ Phone Numbers Home _____ Cell _____ Work _____

Health insurance Yes No Parent/Guardian Last Name _____ First Name _____ Email _____
(including Medicaid)? No Foster Parent

TO BE COMPLETED BY THE HEALTH CARE PRACTITIONER

Birth history (age 0-6 yrs)
 Uncomplicated Premature: _____ weeks gestation
 Complicated by _____

Allergies None Epi pen prescribed
 Drugs (list) _____
 Foods (list) _____
 Other (list) _____

Attach MAF if in-school medications needed

Does the child/adolescent have a past or present medical history of the following?

Asthma (check severity and attach MAF): Intermittent Mild Persistent Moderate Persistent Severe Persistent
If persistent, check all current medication(s): Quick Relief Medication Inhaled Corticosteroid Oral Steroid Other Controller None
Asthma Control Status Well-controlled Poorly Controlled or Not Controlled

Anaphylaxis Seizure disorder
 Behavioral/mental health disorder Speech, hearing, or visual impairment
 Congenital or acquired heart disorder Tuberculosis (latent infection or disease)
 Developmental/learning problem Hospitalization
 Diabetes (attach MAF) Surgery
 Orthopedic injury/disability Other (specify) _____
Explain all checked items above. Addendum attached.

Medications (attach MAF if in-school medication needed)
 None Yes (list below)

PHYSICAL EXAM Date of Exam: ____/____/____

Height _____ cm (____ %ile) Physical Exam WNL
Weight _____ kg (____ %ile) NI Abnl HEENT Lymph nodes Abdomen Skin
BMI _____ kg/m² (____ %ile) NI Abnl Dental Lungs Genitourinary Neurological
Head Circumference (age ≤2 yrs) _____ cm (____ %ile) NI Abnl Neck Cardiovascular Extremities Back/spine

Describe abnormalities:

DEVELOPMENTAL (age 0-6 yrs)
Validated Screening Tool Used? _____ Date Screened ____/____/____
 Yes No
Screening Results: WNL
 Delay or Concern Suspected/Confirmed (specify area(s) below):
 Cognitive/Problem Solving Adaptive/Self-Help
 Communication/Language Gross Motor/Fine Motor
 Social-Emotional or Personal-Social Other Area of Concern: _____

Nutrition
< 1 year Breastfed Formula Both
≥ 1 year Well-balanced Needs guidance Counseled Referred
Dietary Restrictions None Yes (list below)

Hearing *Data Done* *Results*
< 4 years: gross hearing ____/____/____ NI Abnl Referred
OAE ____/____/____ NI Abnl Referred
≥ 4 yrs: pure tone audiometry ____/____/____ NI Abnl Referred

SCREENING TESTS *Date Done* *Results*

Blood Lead Level (BLL) _____ µg/dL
(required at age 1 yr and 2 yrs and for those at risk)

Lead Risk Assessment (annually, age 6 mo-6 yrs) _____ At risk (do BLL) Not at risk

Hemoglobin or Hematocrit _____ g/dL _____ %

Child Care Only

VISION *Data Done* *Results*
<3 years: Vision appears: ____/____/____ NI Abnl
Acuity (required for new entrants and children age 3-7 years) Right ____/____/____
Left ____/____/____
 Unable to test
Screened with Glasses? Yes No
Strabismus? Yes No

Dental
Visible Tooth Decay Yes No
Urgent need for dental referral (pain, swelling, infection) Yes No
Dental Visit within the past 12 months Yes No

Describe Suspected Delay or Concern: _____

Child Receives EI/CPSE/CSE services Yes No

CIR Number _____ Physician Confirmed History of Varicella Infection

Report only positive immunity:

IMMUNIZATIONS - DATES

DTP/DTaP/DT	Tdap	MMR	Varicella	Mening ACWY	Hep A	Rotavirus	Mening B	Other	IgG Titers	Date
_____	_____	_____	_____	_____	_____	_____	_____	_____	Hepatitis B	____/____/____
Td _____									Measles	____/____/____
Polio _____									Mumps	____/____/____
Hep B _____									Rubella	____/____/____
Hib _____									Varicella	____/____/____
PCV _____									Polio 1	____/____/____
Influenza _____									Polio 2	____/____/____
HPV _____									Polio 3	____/____/____

ASSESSMENT Well Child (Z00.129) Diagnoses/Problems (list) _____ ICD-10 Code _____

RECOMMENDATIONS Full physical activity Restrictions (specify) _____

Follow-up Needed No Yes, for _____ Appt. date: ____/____/____

Referral(s): None Early Intervention IEP Dental Vision Other _____

Health Care Practitioner Signature _____ Date Form Completed ____/____/____

Health Care Practitioner Name and Degree (print) _____ Practitioner License No. and State _____

Facility Name _____ National Provider Identifier (NPI) _____

Address _____ City _____ State _____ Zip _____

Telephone _____ Fax _____ Email _____

DOHMH ONLY PRACTITIONER I.D. _____

TYPE OF EXAM: NAE Current NAE Prior Year(s)

Comments: _____

Date Reviewed: ____/____/____ I.D. NUMBER _____

REVIEWER: _____

FORM ID# _____