

LET'S GET READY FOR 3rd Grade



Activity Packet
Evangel Christian School
Summer 2018



THIRD GRADE

Supplies and Material Needed for September

The following supplies will be needed for the start of the school year.

This list was prepared to enable you to plan ahead and take advantage of summer sales.

1. One (1) Box of Crayola washable markers
2. One (1) Box of Crayola Colored Pencils
3. One (1) Pair of Safety Scissors
4. Six (6) Glue sticks (no liquid glue)
5. One (1) Pack of Expo Dry Ease Markers
6. 48 #2 Pencils (no mechanical pencils)
7. One (1) Pack of red pens
8. Two (2) Markers (permanent)
9. One (1) Pencil case or box
10. One (1) manual pencil sharpener
11. Two (2) Erasers
12. One (1) Pack of Multi Colored Construction Paper
13. One (1) Pack of white 3x5 Index Cards
14. One (1) Pack of Wide Ruled loose-leaf paper
15. Seven (7) Black & White Composition Notebooks
16. 1 Red, 1 Orange, 1 Yellow, 1 Green, 1 Blue, 1 Purple, 1 Black Folders
17. One (1) Colorful / Decorated Folder
18. Two (2) Rolls of Paper Towels
19. Three (3) Boxes of Tissues
20. One (1) Box of 1 gallon Ziploc bags
21. One (1) Container of Hand Sanitizer
22. One (1) pack clear of portfolio covers (find in .99 store)
23. One (1) Container of Lysol Wipes
24. **Bible (NIV translation) for home use**



PLEASE BRING ALL OF THE ABOVE LISTED ITEMS TO SCHOOL ON THE FIRST DAY

ALL SUPPLIES AND MATERIAL SHOULD BE LABELLED WITH YOUR CHILD'S NAME. PLEASE HAVE NAME IN ALL JACKETS, SWEATERS, GLOVES, BOOTS, ETC. Periodically, throughout the year, your child may need to update his/her supplies.

The teacher will let you know.

******* PARENTS: PLEASE NOTE *******

Evangel Christian School is committed to Christian principles and values. This task is made more difficult by the media. Most of the TV, advertising, videos, movies and music have a negative impact on our children. To maintain a positive standard, we must ask that all parents cooperate with us by NOT SENDING TO SCHOOL -- supplies (such as book bags, lunch boxes, knapsacks, folders, pencils, erasers. etc.) which have pictures or designs depicting violent characters, scenes or symbols of movie, video or cartoon characters that emphasize anti-social behavior and non-Christian principles; for example, **Power Rangers, X-Men, Batman, Goosebumps, Harry Potter, WWF, Zodiac symbols, Pokémon and similar characters, and secular entertainers.**





REQUIRED SUMMER READING PROGRAM

FOR STUDENTS ENTERING GRADES 1-8

From the Principal's Desk

In today's world many children are not read to and do not read regularly. Leisure time is spent watching TV and/or playing video games when time could be spent with the written language. This results in a lack of knowledge in areas of vocabulary, reading comprehension, critical thinking skills as well as putting language ideas on paper. New state guidelines tested by the new English Language Arts tests require that students read more books and respond in writing to what they read.

Reading and writing skills continue to be emphasized at Evangel because these skills are necessary for children to be successful students. However, support is needed from you as parents. Research has shown that reading outside of school can maintain, and in most cases, increase levels of reading growth reached in the classroom. Summer fall-off in students' skills can be stopped if a child continues to read on a daily basis.

Therefore, we are requiring reading during the summer from students entering Grades 1 through 8. Minimum requirements for grade levels are listed below. Required book reports should be turned in the 1st or 2nd day of school. However, students are encouraged to read more than the requirement.

Required reading must be selected from ECS Book Lists. Book Lists for all grades are included with this letter to assist parents in finding books their child can read independently. Summer Reading information and book list can also be found on our school web site www.evangelchristianschool.org. You may select books from the grade level above or below your child's grade if desire. Take your child to the library in your area and assist in the selection of books. You will find it time well spent. **Students are also allowed to read books which are for their age purchased from Christian bookstores or from Christian book catalogs. You can tell the level from information usually given in the catalog or on the back of the book. Scholastic book wizard app can be downloaded to iphone or android phone or tablet. Book wizard app can assist to identify reading level.**

Book reports should include the following:

A cover sheet with:

- i. Name of student and class
- ii. Title of book and author
- iii. Fill out the appropriate worksheet (attached) and do the suggested activities.

We are also recommending that parents read regularly to their children entering Pre-K, Kindergarten and First Grade. Picture books can be read or parents can select books from the 2nd and 3rd grade list.

Summer Reading Requirements

Entering 1st Grade:

Required to read and to be read to, with parent support complete 4 books forms

Entering 2nd Grade:


Required to read one chapter book or two easier books (one fiction, one non-fiction)

Entering Third Grade through Eighth Grades:

Required to read at least two chapter books (one fiction, one non-fiction)



Summer Reading Tips for Parents



- Read to your child. Try to establish a daily routine that includes a time to read together. Bedtime is a traditional favorite, but any time will work that is convenient for you and your family.
- Be a good role model. Let your child see you reading for pleasure as well as for information. Let her/him know that you value reading.
- Give your child the opportunity to read aloud to you, a friend, another family member or another child. Make the experience a chance for your child to share his new reading skills. Have him/her read the book silently before asking him/her to read it aloud. Correct mistakes only when the mistake changes the meaning of the sentence and then supply the word without making him feel bad for having made a mistake.
- Include your child in your day-to-day reading experiences. Share recipes, the newspaper, magazines, the TV Guide, cereal boxes, menus, road signs, etc. Our world is full of things to read if we are aware of our surroundings.
- Talk to your child about the books she is reading. Tell her about books you enjoyed when you were a child and ones that you are reading now.
- Help him/her to select books on topics he/she is interested in and on his/her reading level. A simple rule of thumb for helping your child select books at his/her reading level is to have them choose a page in the book (not the first one) and read it. If he doesn't know five or more of the words, then the book is too hard for pleasure reading.
- If you are planning a vacation this summer, write to the visitors' bureau of places you will be visiting and ask for information on the area and any special attractions, check out books from the library to get background information, or get brochures from your travel agent, share this information with your child; ask for his/her input on what activities he/she would enjoy. Hang a map of the places you will be visiting and/or traveling through on the wall and chart your travel route. These techniques will work after travel too.
- Carry a bag with books and activities to keep your child occupied whenever you have to wait.
- Get your child his/her own library card. Take or allow him/her to go to the library often browse for books and enjoy special activities.
- Help him/her new words. Make a goal of one new word a day. Discuss words they come across and don't know. This will help him/her to explain their vocabulary.

Recommended Reading for Fountas and Pinnell Guided Reading
Compiled by RCS Media Specialists

THIRD GRADE

LEVEL M

TITLE	AUTHOR
Alexander and the terrible, Horrible, No Good, Very Bad Day *	Judith Viorst
Boundless Grace	Mary Hoffman
Cloudy with a Chance of Meatballs	Judi Barrett
Clues in the Woods	Peggy Parish
Dinosaurs before Dark (and others of the Magic Tree House series) *	Mary Pope Osborne
Elmer and the Dragon *	Ruth Stiles Gannett
Freckle Juice *	Judy Blume
The Gardener	Sarah Stewart
The Holly Joliday	Megan McDonald
Ivy + Bean (and others of the Ivy + Bean Series)	Annie Barrows
Junie B. Jones and the Stupid Smelly Bus (and others of the Junie B. Jones series) *	Barbara Park
Kate Shelley and the Midnight Express	Margaret Wetterer
The Littles (and others of the Littles series) *	John Lawrence Peterson
Miss Rumphius	Barbara Cooney
The One in the Middle is the Green Kangaroo *	Judy Blume
The Paperboy	Dav Pilkey
Snaggle Doodles (and others of the Kids of the Polk Street School series)	Patricia Reilly Giff
Stink: The Incredible Shrinking Kid (and others of the Stink Moody series) *	Megan McDonald

* Highly Recommended

LEVEL N

TITLE	AUTHOR
26 Fairmont Avenue *	Tomie DePaola
The Absent Author (and others of the A to Z Mysteries series)	Ron Roy
Andy and Tamika	David Adler
Chicken Sunday	Patricia Polacco
The Enormous Crocodile *	Roald Dahl
The Gadget War	Betsy Duffy
Goldie (and others of the Puppy Place series)	Ellen Miles
Gooney Bird Green *	Lois Lowry
The Grapes of Math: Mind Stetching Math Riddles	Greg Tang
Hey, Al	Arthur Yorinks
Invisible Stanley (and others of the Stanley Lambchop Adventure (Flat Stanley) series) *	Jeff Brown
The Magic Finger	Roald Dahl
The Pain and the Great One *	Judy Blume

* Highly Recommended

**Recommended Reading for Fountas and Pinnell Guided Reading
Compiled by RCS Media Specialists**

The Paperboy	Dav Pilkey
Smelly Socks	Robert Munsch
Trolls on Vacation	Alan MacDonald
Why Mosquitoes Buzz in Peoples Ears: A West Africa Tale	Verna Aardema
Young Martin's Promise *	Walter Dean Myers

Level O

TITLE	AUTHOR
Back to School Mallory (and others of the Mallory series)	Laurie B. Friedman
Beezus and Ramona (and others of the Ramona Quimby series)	Beverly Cleary
The Dinosaur Alphabet Book	Jerry Pallotta
Hairy, Scary, Ordinary: What is an Adjective?	Brian Cleary
The Hidden Stairs and the Magic Carpet (and others of the Ralph S. Mouse series)	Beverly Cleary
The Mystery Bookstore (and others of the Boxscar Children Mysteries series)	Gertrude Chandler Warner
Pippi Longstocking (and others of the Pippi Longstocking series)	Astrid Lindgren
Rats	Jane Cutler
Utterly Me, Clarice Bean	Lauren Child

* Highly Recommended

LEVEL P

TITLE	AUTHOR
97 Ways to Train a Dragon (and others of the Dragon Slayers' Acacemy series) *	Kate McMullan
100 Days and 99 Nights : A Novel	Alan Madison
The Battle for the Castle	Elizabeth Winthrop
The Best school Year Ever	Barbara Robinson
Calvin Coconut: Trouble Magnet	Graham Salisbury
Confetti Girl	Diane Lopez
The Diamond Champs	Matt Christopher
Encyclopedia Brown Boy Detective (and others of the Encyclopedia Brown series)	Donald J. Sobel
The Hundred Dresses	Eleanor Estes
Justin and the Best Biscuits in the World	Mildred Pitts Walter
Sam Samurai (and others of the Time Warp Trio series)	Jon Scieszka
The School Mouse	Dick King Smith
Snot Fox	John Reynolds Gardiner
Thank You, Jackie Robinson	Barbara Cohen
Who Stole the Wizard of Oz?	Avi

* Highly Recommended

NAME _____

DATE _____

? Problems and Solutions



Every story has a problem, no matter how small, and a way of taking care of, or solving, the problem. How the problem is taken care of is called the solution.

Book title _____

Author _____

1. Tell the main problem in your story. _____

2. Tell the different things the characters did to try to solve the problem. _____

3. Tell how the author solved the problem. _____

4. Describe a different way you might have solved the problem. _____

5. Would your solution to the problem have changed the story in any way? Explain.

NAME _____

DATE _____



Problems and Solutions



Every story has a problem, no matter how small, and a way of taking care of, or solving, the problem. How the problem is taken care of is called the solution.

Book title _____

Author _____

1. Tell the main problem in your story. _____

2. Tell the different things the characters did to try to solve the problem. _____

3. Tell how the author solved the problem. _____

4. Describe a different way you might have solved the problem. _____

5. Would your solution to the problem have changed the story in any way? Explain.

Name: _____

Non-Fiction Book Report

Title: _____

Author: _____

What was the subject of the book? _____

Circle the words that best describe the information in the book.

plant

animal

land

water

outer-space


Other: _____

What is the most unusual fact you learned about the subject? _____

List five other facts you learned about the subject.

1. _____
2. _____
3. _____
4. _____
5. _____

Illustrate something interesting about your topic. (It could be a drawing or diagram, labeling the parts of the diagram)





“JUST RIGHT” BOOK CHECKLIST

1. Read the “blurb” on the back cover or inside jacket.
Ask yourself:
 - Can I understand it?
 - Does it sound interesting?
2. Take a “walk through the pages”.
 - Does the print seem too big, too small, or just right for me?
3. Take the “5-finger test”:
Read the first 5 pages of the book.
The number of words that you are unable to understand or read easily will tell you if the book is right for you or not.
 - 0 words = too easy
 - 1-5 words = just right
 - 6 or more words = too challenging
4. After reading the first 5 pages, ask yourself:
 - Did I understand what I just read?
 - Could I retell it to someone else?
 - Do I think it will keep my interest?



NAME _____

DATE _____

**Baseline Assessment** page 1 of 5

1 Solve as many of these addition problems as you can in one minute.

$$\begin{array}{r} 9 \\ +5 \\ \hline \end{array} \quad \begin{array}{r} 2 \\ +8 \\ \hline \end{array} \quad \begin{array}{r} 9 \\ +9 \\ \hline \end{array} \quad \begin{array}{r} 8 \\ +8 \\ \hline \end{array} \quad \begin{array}{r} 6 \\ +9 \\ \hline \end{array} \quad \begin{array}{r} 10 \\ +7 \\ \hline \end{array} \quad \begin{array}{r} 4 \\ +10 \\ \hline \end{array}$$

$$\begin{array}{r} 6 \\ +7 \\ \hline \end{array} \quad \begin{array}{r} 7 \\ +7 \\ \hline \end{array} \quad \begin{array}{r} 9 \\ +10 \\ \hline \end{array} \quad \begin{array}{r} 5 \\ +5 \\ \hline \end{array} \quad \begin{array}{r} 9 \\ +5 \\ \hline \end{array} \quad \begin{array}{r} 6 \\ +4 \\ \hline \end{array} \quad \begin{array}{r} 6 \\ +5 \\ \hline \end{array}$$

$$\begin{array}{r} 9 \\ +3 \\ \hline \end{array} \quad \begin{array}{r} 7 \\ +3 \\ \hline \end{array} \quad \begin{array}{r} 10 \\ +5 \\ \hline \end{array} \quad \begin{array}{r} 7 \\ +9 \\ \hline \end{array} \quad \begin{array}{r} 6 \\ +6 \\ \hline \end{array} \quad \begin{array}{r} 8 \\ +7 \\ \hline \end{array}$$

2 Add these two numbers. Use numbers, pictures, or words to help solve the equation and show your thinking.

$$364 + 469 = \underline{\hspace{2cm}}$$

3 Subtract these two numbers. Use numbers, pictures, or words to help solve the equation and show your thinking.

$$412 - 236 = \underline{\hspace{2cm}}$$

NAME _____

DATE _____

Baseline Assessment page 2 of 5

- 4** Use these two lines to solve the problems below. You will also need the centimeter side of a ruler.



- a** Estimate the length of the shorter line in centimeters. _____ cm
- b** Measure the shorter line in centimeters. _____ cm
- c** Estimate the length of the longer line in centimeters. Use what you know about the length of the shorter line to help. _____ cm
- d** Measure the length of the longer line in centimeters. _____ cm
- e** What is the difference in the lengths of the two lines? How many centimeters longer is one than the other? Write and solve an equation to show.

My Equation: _____

- 5** Jake measured two pieces of string. The first string was 43 centimeters long. The second string was 26 centimeters long. How much longer was the first string than the second string? Use the number line to show and solve the problem. Write your answer on the line below.



The first string was _____ centimeters longer than the second string.

NAME _____

DATE _____

Baseline Assessment page 3 of 5

- 6** Write an equation to match each story problem. Solve the equation. Use numbers, pictures, or words to show your thinking.
- a** There are 26 green marbles and 38 blue marbles in the bag. Briana put 15 more marbles in the bag. How many marbles are in the bag now?



Equation: _____

- b** There were 52 candies in the box. DJ ate 24 of the candies. Then his friend gave him 6 more candies. How many candies does DJ have now?



Equation: _____


NAME _____

| DATE _____


Baseline Assessment page 4 of 5

7 Follow the directions below to partition (split or divide) this rectangle into rows and columns of same-sized squares.

- Cover the rectangle with square-inch tiles.
- Record your work by drawing lines or tracing the tiles onto the rectangle.



- a** How many squares are there in each row? _____
- b** How many squares are there in each column? _____
- c** Write an equation to tell how many squares in all.
- 8** Use this square to do the problems below.




- a** Partition (split or divide) the square into two equal shares. Use your ruler to help if you like.
- b** What is the fraction name of each part? _____

NAME _____


DATE _____

Baseline Assessment page 5 of 5

- 9** Sam had 2 sandwiches that were exactly the same size. He cut each sandwich into 4 equal shares, like this.




Sandwich 1



Sandwich 2

- a** What is the fraction name of each part of Sandwich 1? _____
- b** What is the fraction name of each part of Sandwich 2? _____
- c** Sam says that one of the parts of Sandwich 1 is exactly the same amount as one of the parts of Sandwich 2. Do you agree with Sam? Use pictures, numbers, or words to prove your answer.
- 10** Troy's grandma made a giant pancake for him and his two little brothers. She gave Troy a knife and asked him to split the pancake so all three of the boys get exactly the same amount.
- a** Troy isn't sure how to cut the pancake. Draw on this circle to show him how. (The dot in the middle of the circle is a blueberry.)



- b** What is the fraction name of each part of the pancake? _____



Evangel Christian School

39-21 Crescent Street, Long Island City, New York 11101

From the Dean's Desk

Welcome back to all students and congratulations to new students and their families for choosing Evangel Christian School. I pray you had a wonderful summer break and enjoyed special time with friends and family.

We are excited to start a new academic year full of possibilities. In order to begin a productive year we ask students to be in proper school uniform. School uniforms help students worry less about what they look like and focus more on academics. In order to make this process an easy one, Evangel is continuing to partner with Land's End to provide students with quality uniforms. Students must purchase their uniforms exclusively from Land's End. This includes polos, skirts, pants, hoodies, and gym uniforms.

As part of our uniform policy, and for security reasons, students must display their ID's on a lanyard provided by the school. They must wear **solid** black shoes or sneakers. This means no white soles, checks or stripes. On gym days they may wear any color sneaker they like. Students who choose to violate the uniform policy will receive an automatic detention to be served the same day.

Please purchase uniforms as early as you can to ensure your child will be ready for school this coming year. Please keep in mind that some orders may take several weeks for delivery. Pre-K3 through kindergarten are not required to wear uniform, however, you should purchase a gym uniform for class trips.

To purchase your uniforms please go to www.landsend.com. Click on "school" then click on "find my school" and insert the **appropriate** school number from below.

- ❖ Preferred school number for elementary: **900140757**
- ❖ Preferred school number for middle school: **900168865**
- ❖ Preferred school number for high school: **900168873**

We look forward to having a great year! Thank you in advance for supporting our school uniform policies. If you have any questions, please feel free to call us at (718) 937-9600 extension 1301 or 1302.

Janet Cardi
Dean of Students

Mich Matos
Associate Dean

Preparing Our Students To Impact Their World For Christ

Phone (718) 937-9600 Fax (718) 937-1613 Web www.evangelchristianschool.org

CHILD & ADOLESCENT HEALTH EXAMINATION FORM
NYC DEPARTMENT OF HEALTH & MENTAL HYGIENE — DEPARTMENT OF EDUCATION

Please Print Clearly

NYC ID (OSIS)

TO BE COMPLETED BY THE PARENT OR GUARDIAN

Child's Last Name, First Name, Middle Name, Sex, Date of Birth, Child's Address, Hispanic/Latino?, Race, City/Borough, State, Zip Code, School/Center/Camp Name, District Number, Phone Numbers, Health insurance, Parent/Guardian Last Name, First Name, Email, Attach MAF if in-school medications needed

TO BE COMPLETED BY THE HEALTH CARE PRACTITIONER

Birth history, Allergies, Attach MAF if in-school medications needed, Does the child/adolescent have a past or present medical history of the following?, Medications, Explain all checked items above, Addendum attached

PHYSICAL EXAM, Date of Exam, General Appearance, Describe abnormalities, Blood Pressure, Height, Weight, BMI, Head Circumference

DEVELOPMENTAL, Validated Screening Tool Used, Screening Results, Describe Suspected Delay or Concern, Nutrition, Dietary Restrictions, Screening Tests, Blood Lead Level (BLL), Lead Risk Assessment, Hemoglobin or Hematocrit, Hearing, Vision, Acuity, Dental, Child Care Only

IMMUNIZATIONS - DATES, DTP/DTPa/DT, Polio, Hep B, Hib, PCV, Influenza, HPV, MMR, Varicella, Mening ACWY, Hep A, Rotavirus, Mening B, Other, Report only positive immunity: Hepatitis B, Measles, Mumps, Rubella, Varicella, Polio 1, Polio 2, Polio 3

ASSESSMENT, Well Child (Z00.129), Diagnoses/Problems (list), ICD-10 Code, RECOMMENDATIONS, Full physical activity, Restrictions (specify), Follow-up Needed, Referral(s), Other

Health Care Practitioner Signature, Date Form Completed, DOHMH ONLY PRACTITIONER I.D., Health Care Practitioner Name and Degree (print), Practitioner License No. and State, TYPE OF EXAM, Facility Name, National Provider Identifier (NPI), Address, City, State, Zip, Date Reviewed, I.D. NUMBER, Telephone, Fax, Email, REVIEWER, FORM ID#